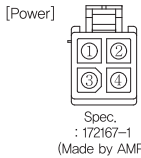


External Dimensions of S Series Motor

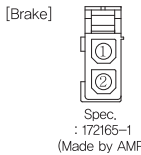
SA Series

Plug Specifications



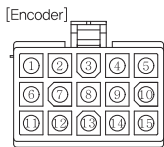
Pin No.	Color	Signal
1	Red	U
2	White	V
3	Black	W
4	Green	Ground

(Power Connector Pin Table)



Pin No.	Signal
1	BK+
2	BK-

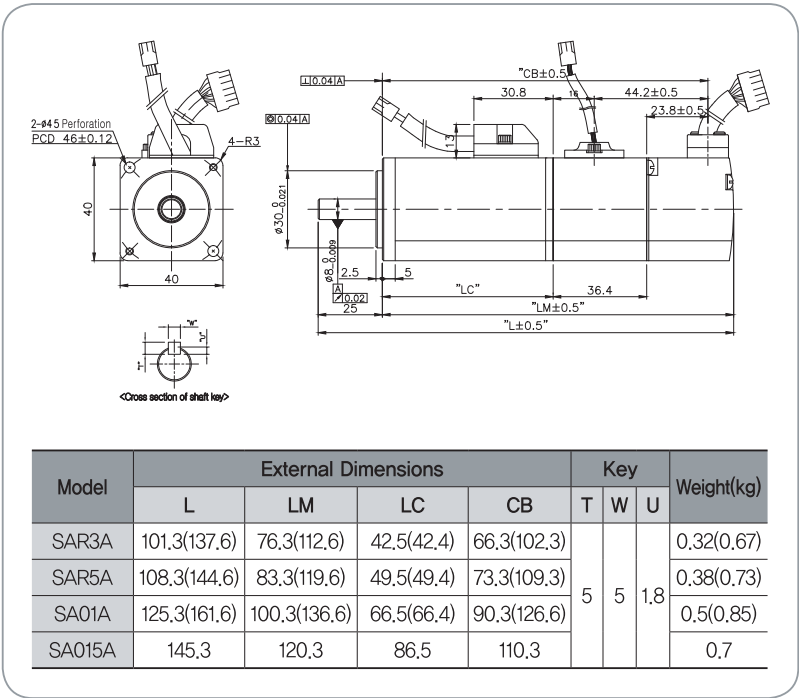
(Brake Connector Pin Table)



Pin No.	Signal	Pin No.	Signal
1	A	9	V
2	A	10	V
3	B	11	W
4	B	12	W
5	Z	13	+5V
6	Z	14	0V
7	U	15	SHIELD
8	U		

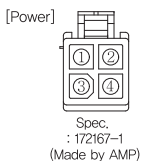
(Parallel Encoder Connector Pin Table)

- Note1)** Use DC[24V] for brake input power supply.
- Note2)** The () is for brake-attached type.
- Note3)** For external dimensions for oil-sealed type, Please kindly contact us separately.
- Note4)** Refer to page 24 for serial encoder pin table.



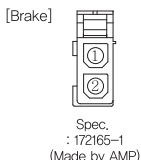
SB Series

Plug Specifications



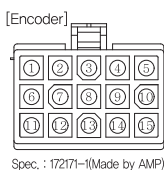
Pin No.	Color	Signal
1	Red	U
2	White	V
3	Black	W
4	Green	Ground

(Power Connector Pin Table)



Pin No.	Signal
1	BK+
2	BK-

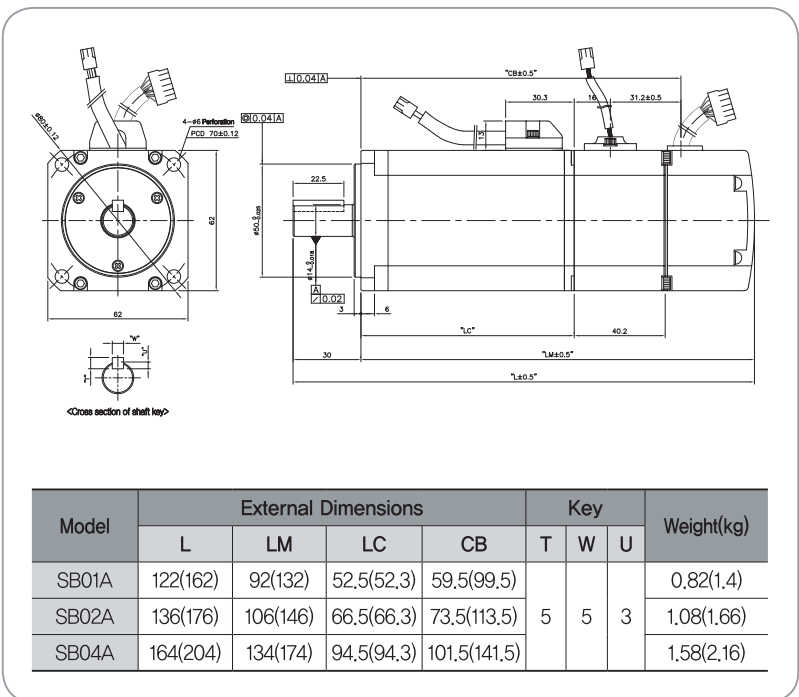
(Brake Connector Pin Table)



Pin No.	Signal	Pin No.	Signal
1	A	9	V
2	A	10	V
3	B	11	W
4	B	12	W
5	Z	13	+5V
6	Z	14	0V
7	U	15	SHIELD
8	U		

(Parallel Encoder Connector Pin Table)

- Note1)** Use DC[24V] for brake input power supply.
- Note2)** The () is for brake-attached type.
- Note3)** For external dimensions for oil-sealed type, Please kindly contact us separately.
- Note4)** Refer to page 24 for serial encoder pin table.



L7S Series

L7N Series

L7NH Series

L7P Series

S Series

F Series

MDM Series

Options

PEGASUS Series