




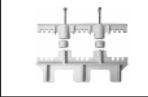









## Electrical Components

Table 1. Electrical Components

Item	Description	Current Cutler-Hammer Style Number
<b>E22 Indicating Lights (Incandescent)</b>		
	Red 48 Vac/dc (1.0 W) Green 48 Vac/dc (1.0 W) Yellow 48 Vac/dc (1.0 W)	E22H2X6G01 E22H3X6G01 E22H4X6G01
	White 48 Vac/dc (1.0 W) Blue 48 Vac/dc (1.0 W) Amber 48 Vac/dc (1.0 W) Clear 48 Vac/dc (1.0 W)	E22H5X6G01 E22H6X6G01 E22H9X6G01 E22H0X6G01
<b>E22 Indicating Lights (LED) — Bi-polar</b>		
	Red 48 Vac/dc (10 mA) Green 48 Vac/dc (10 mA) Yellow 48 Vac/dc (10 mA)	E22H2X53G01 E22H3X54G01 E22H4X55G01
	Amber 48 Vac/dc (10 mA) (Orange LED with Amber Lens) Blue 48 Vac/dc (10 mA) White 48 Vac/dc (10 mA)	E22H9X87G01 E22H6X56G01 E22H5X91G01
<b>Replacement E22 Bulbs</b>		
	All Incandescent E22 Bulbs (Quantity 25)	28-2468-19G01
	Red LED Bulb (Quantity 10) Green LED Bulb (Quantity 10) Yellow LED Bulb (Quantity 10)	35-2158-17G01 35-2158-20G01 35-2158-19G01
	Amber LED Bulb (Orange) (Quantity 10) Blue LED Bulb (Quantity 10) White LED Bulb (Quantity 10)	35-2158-18G01 35-2158-21G01 35-2158-40G01
<b>Control Fuses</b>		
	3 Ampere NON 6 Ampere NON 10 Ampere NON	73482AJ00D 73482AJ00G 73482AJ00H
	15 Ampere NON 20 Ampere NON 30 Ampere NON	73482AJ00J 73482AJ00K 73482AJ00M
<b>Pull Fuse Assembly</b>		
	2-Pole 30 Ampere 3-Pole 30 Ampere	PFS3322 PFS3333
	125 Volt 250 Watt	3614A50H01
	250 Volt 250 Watt	3614A50H02
	125 Volt 95 Watt	3614A50H04
	250 Volt 100 Watt	3614A50H05
<b>Thermostats</b>		
	Fixed 110 F/43.3 C	266C072H04
	Humidistat, 20 – 80% RH, 7.5 A/120 V	SA02272H03
<b>Capacitor Trip Units</b>		
	120 Vac Control 240 Vac Control	3A39175G01 3A39175G02

## Mechanical Devices



Table 2. Mechanical Devices

Item	Description	Current Cutler-Hammer Style Number
<b>Auxiliary Drawer Latch Handle</b>		
	Auxiliary Drawer Latch Handle	8341A34H01
<b>Stand Off Insulators</b>		
	6.00-Inch (152.4 mm) Glass-Polyester Insulator — 40 kA	5227B11H06
	6.00-Inch (152.4 mm) Glass-Polyester Insulator — 25/40 kA	5227B11H04
<b>Main Bus Support Assembly</b>		
	Main Bus Support Assembly 5 kV 25/40 kA, Bare Bus	67A7670G01
	Main Bus Support Assembly Kit 5/15 kV, 25/40 kA, Insulated Bus	67A7670G02
<b>CT Bushing and Boots</b>		
	CT Bushing — 25/40 kA Kit	69C7790G01
	CT Bushing to Insulator Boot — <1200 A (Rear)	68B7687H01
	CT Bushing to Insulator Boot — 2000 A (Rear)	68B7697H01
	CT Bushing to Bottom Entry Riser Boot (Front)	68B7699H01
	CT Bushing to Top Entry Riser Boot (Front)	68B7700H01
<b>Main Bus Joint Boots</b>		
	Main Bus Boot — T (Thru)	68B7681H01
	Main Bus Boot — End Left	68B7681H02
	Main Bus Boot — End Right	68B7681H03
<b>Cell Switch Assembly</b>		
	Cell SW Assembly 1 Form C — 24/40 kA	68B7501G01 <sup>①</sup>

<sup>①</sup> Style Number includes two switches, one for Connected and one for Test/Disconnected position.

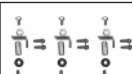

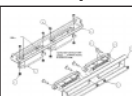

**Mechanical Devices**

**Table 2. Mechanical Devices (Continued)**









Item	Description	Current Cutler-Hammer Style Number
<b>Auxiliary Drawer Parts</b>		
	Male Secondary Contact Assembly	6511C08G02
	Female Secondary Contact Assembly	6511C09G02

**Hardware Kits and Accessories**

**Table 3. Hardware Kits and Accessories**

Item	Description	Current Cutler-Hammer Style Number
<b>Enclosure Hardware</b>		
	5/15 kV, 25/40 kA, Front Cable Pull-Box Main Kit	67A7705G11
<b>Front Panel Standard Latch</b>		
	Front Panel Standard Latch	3A40351G06
<b>Secondary Disconnect Block (Cell Mounted)</b>		
	Breaker to Cell Interface — 25/40 kA	68B7833G02
<b>Plug-in Type Terminal Blocks</b>		
	Plug-in Terminal Block Replacement Kit for 36-Pin Plug and Receptacle	67A7681G01

**Table 3. Hardware Kits and Accessories (Continued)**

Item	Description	Current Cutler-Hammer Style Number
<b>Levering-in Crank and Clutch Assembly</b>		
	Levering-in Crank and Clutch Assembly (Levering with Door Open)	701B601G01
<b>Removable Extension Rails (For Auxiliary Drawers)</b>		
	Right-Hand Rail Extension	7813C41G01
	Left-Hand Rail Extension	7813C41G02
<b>Breaker Extension Pan (For VCP-T Breakers)</b>		
	Breaker Extension Pan — 25 kA VCP-T	69C7573G01
	Breaker Extension Pan — 40 kA VCP-T	69C7573G02
<b>Lifting Yoke</b>		
	Lifting Yoke	67A7677H02
<b>Portable Lifter</b>		
	VCP-T Breaker, Portable Lifter	1C19086H11
<b>Test Jumper (Breaker Power Source)</b>		
	Test Jumper — 25/40 kA Breaker	68B7833601

**Note:** Order Entry Suffix is Q28.

**Note:** Contact our Aftermarket Department at 1-800-345-4072.

**Note:** 24-hour Quick-Ship available. For additional information, call the Cutler-Hammer Aftermarket Products toll free at 1-800-345-4072.

Eaton Corporation  
Electrical Group  
1000 Cherrington Parkway  
Moon Township, PA 15108  
United States  
877-ETN CARE (877-386-2273)  
Eaton.com

