

**I Application**

The SLR pump is a positive displacement rotary lobe pump with sanitary design suitable for use in the dairy, food-processing, beverage, cosmetics, pharmaceutical and fine chemicals industries.

This pump is perfect for managing all kinds of fluid, of either low or high viscosity, as well as for filtering and bottling applications. Products containing fragile solids such as curd can be pumped without damage thanks to the specially designed lobes.

**I Design and features**

The SLR pump is a bare shaft rotary lobe pump. It is made of a cast stainless steel pump casing and cover, and tri-lobe rotors with sanitary attachment.

The SLR rotary lobe pump is provided with an external single mechanical seal, C/SiC/EPDM. The seal is balanced and has a hygienic design. When required, other materials can be used.

The pump is authorized to carry 3-A symbol.

Note: Consult the options of the pumps authorized to carry 3-A symbol.



Standard Number 02-11

**I Technical specifications**

**Materials:**

Parts in contact with the product	AISI 316L
Bearing support	GG 25
Gaskets in contact with the product	EPDM

**Mechanical seal:**

Rotary part	Silicon carbide (SiC)
Stationary part	Carbon (C)
Gasket	EPDM

**Surface finish:**

Internal	Ra<0,8 μm
External	Matt

**Connections:**

DIN 11851




**I Technical specifications**

*Operating limits:*

Maximum flow	160 m <sup>3</sup> /h	705 US GPM
Maximum differential pressure	12 bar	174 PSI
Maximum working pressure	16 bar	232 PSI
Temperature range (EPDM)	-10 °C to +120 °C	14 °F to 248 °F
Temperature SIP, max. 30 min	+140 °C	284 °F
Maximum speed	950 rpm	

Pump	Volume at 100 rev. [l]	Max. flow [m <sup>3</sup> /h]	Max. pressure [bar]	Max. speed [rpm]
<b>SLR 0-10</b>	1,03	0,6	12	950
<b>SLR 0-20</b>	2,1	1,2	12	950
<b>SLR 0-25</b>	3	1,7	7	950
<b>SLR 1-25</b>	10	5,7	12	950
<b>SLR 1-40</b>	13,9	7,9	7	950
<b>SLR 2-40</b>	23,4	13,3	12	950
<b>SLR 2-50</b>	30,1	17,1	7	950
<b>SLR 3-50</b>	67,7	29,3	12	720
<b>SLR 3-80</b>	95,3	41,2	7	720
<b>SLR 4-100</b>	217,2	52,1	8	400
<b>SLR 4-150</b>	321,2	77,2	5	400
<b>SLR 5-125</b>	554,7	133,1	8	400
<b>SLR 5-150</b>	662,2	158,9	5	400



**I Options**

*Mechanical seals: SiC/SiC or TuC/SiC.*

*Apart from the single mechanical seal, other sealing types are available:*

*flushed mechanical seal (quench), double mechanical seal, lip seal (FPM or PTFE), gland packing, O-ring.*

*Gaskets: FPM or PTFE.*

*Relief valve on the front cover or external by-pass.*

*Bi-wing lobes.*

*Heating chamber.*

*Isolation can.*

*Vertical support.*

*Rectangular nozzle.*

*Various kinds of drives and protections (gearbox drive with optional frequency converter, pulley/mechanical drive speed selector).*

*Trolley and/or control panel.*

*Connections: Clamp, SMS, RJT, etc.*

*ATEX certification.*



### I Options of the pumps authorized to carry 3-A symbol

Connections: CLAMP-OD, CLAMP-DIN, DIN11864.

Sealing: single mechanical seal.

Mechanical seal materials: C/SiC and SiC/SiC.

O-rings: EPDM and FPM.

Support: horizontal and vertical.

Drain: vertical Clamp-OD.



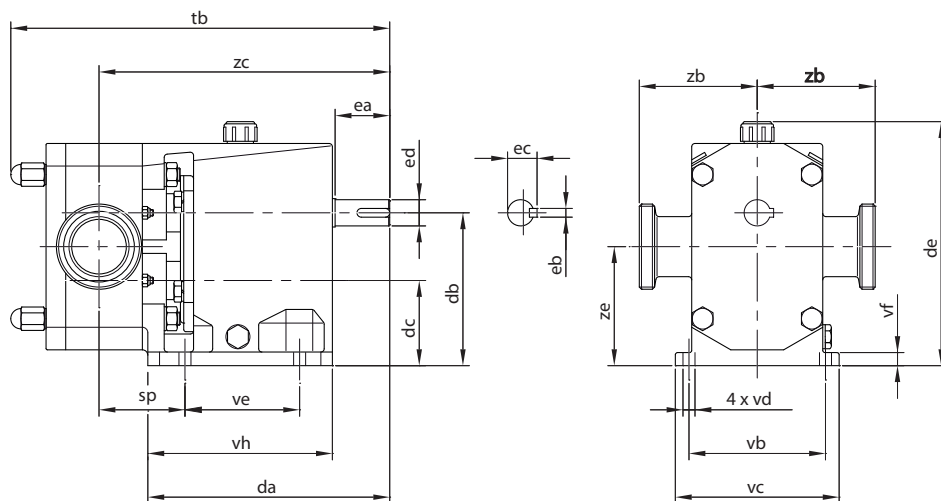
Standard Number 02-11

### I Dimensions

Pump	DN	DIN 11851	SMS	CLAMP OD
		zb		
SLR 0-10	10 / 1/2"	64	-	70
SLR 0-20	20 / 3/4"	67	-	77
SLR 0-25	25 / 1"	72	62	72
SLR 1-25	25 / 1"	94,5	91,5	94
SLR 1-40	40 / 1 1/2"	99,5	100	99
SLR 2-40	40 / 1 1/2"	107	108	106,5
SLR 2-50	50 / 2"	108	108	106
SLR 3-50	50 / 2"	135,5	135	133,5
SLR 3-80	80 / 3"	137,5	139,5	133,5
SLR 4-100	100 / 4"	170	170	161,5
SLR 4-150	150 / 6"	180	-	168
SLR 5-125	125 / 5"	225	-	218
SLR 5-150	150 / 6"	230	-	218



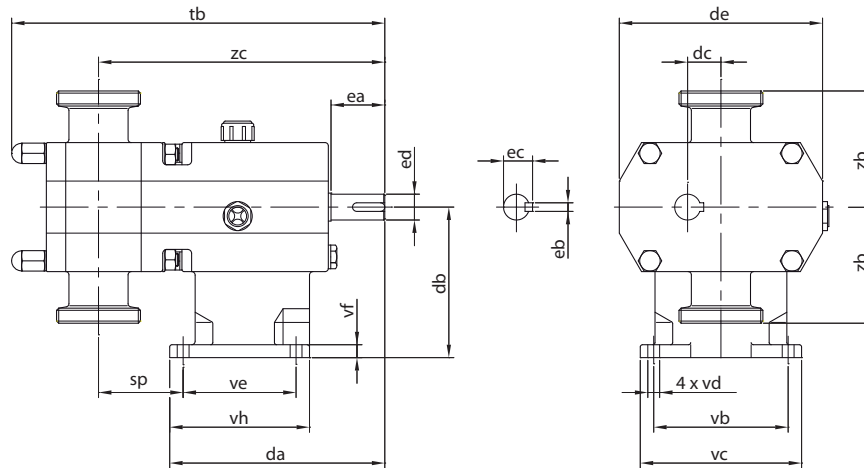
I Dimensions



Pump	da	db	dc	de	ea	eb	ec	ed	sp	tb	vb	vc	vd	ve	vf	vh	zc	ze	kg
SLR 0-10									61	253							213		11,5
SLR 0-20	160	80	40	138	30	5	16,2	14	64	261	102	118	9	50	9	65	216	60	12
SLR 0-25									68	269							220		13
SLR 1-25									64	280							218		16
SLR 1-40	187	112	62	186	40	6	21,6	19	70	292	115	135	9	85	10	145	224	87	17
SLR 2-40									74	337							261		26
SLR 2-50	221	140	78	224	50	8	27	24	80	349	125	150	11	105	12	169	267	109	28
SLR 3-50									91	430							348		61
SLR 3-80	297	190	97	289	80	10	41,4	38	101	452	170	210	13	130	14	214	360	143,5	65
SLR 4-100									92	627							505		150
SLR 4-150	433	240	120	366	110	16	58,9	55	117	677	260	290	18	280	15	320	530	180	165
SLR 5-125									118	793							660		375
SLR 5-150	567	350	178	508	140	18	64,3	60	130	818	380	420	18	373	29	423	672	264	395



**I Dimensions SLR with vertical support**



Pump	da	db	dc	de	ea	eb	ec	ed	sp	tb	vb	vc	vd	ve	vf	vh	zc	kg
<b>SLR 0-10</b>									61	253							213	11,5
<b>SLR 0-20</b>	160	80	20	115	30	5	16,2	14	64	261	102	118	9	50	9	65	216	12
<b>SLR 0-25</b>									68	269							220	13
<b>SLR 1-25</b>									64	280							218	16
<b>SLR 1-40</b>	165	112	25	160	40	6	21,6	19	70	292	115	135	9	85	10	105	224	17
<b>SLR 2-40</b>									74	337							261	26
<b>SLR 2-50</b>	200	140	31	190	50	8	27	24	80	349	125	150	11	105	12	130	267	28
<b>SLR 3-50</b>									90	430							347	61
<b>SLR 3-80</b>	280	190	46,5	250	80	10	41,4	38	101	452	170	210	13	130	14	170	359	65
<b>SLR 4-100</b>									92	627							505	150
<b>SLR 4-150</b>	433	225	60	330	110	16	58,9	55	117	677	260	345	18	280	10	320	530	165
<b>SLR 5-125</b>									118	793							660	375
<b>SLR 5-150</b>	567	280	86	470	140	18	64,3	60	130	818	380	500	18	373	28	423	672	395



**I Performance charts**

