

Material List

No.	Component	Material
1	Upper shaft sealing nut	WCB ASTM A216
2	Shaft seal	EPDM ASTM D2000
3	Body	DI ASTM A536
4	Upper shaft	SS416 ASTM A582
5	Disc	DI + EPDM
6	Lower shaft	SS416 ASTM A582
7	Lower shaft sealing nut	WCB ASTM A216
8	End face seal	EPDM ASTM D2000
9	Stem bushing (2.5" to 6")	PTFE ASTM D4894
9	Stem bushing (8")	C95400 ASTM B148
10	Gear Box	

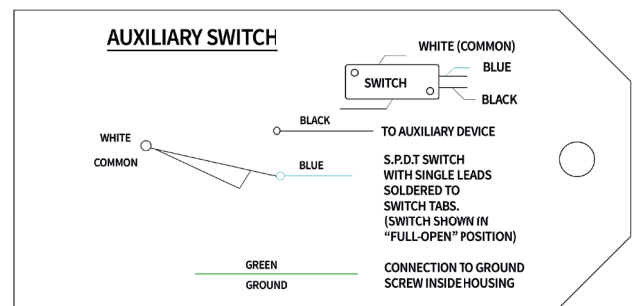
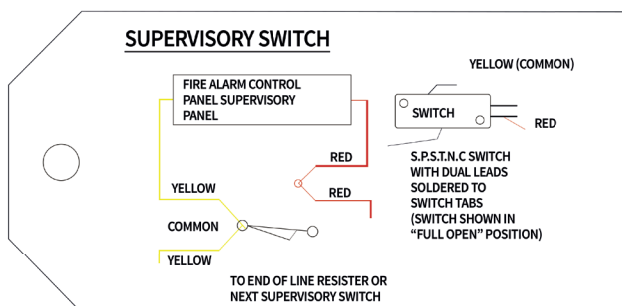
Carried Standard

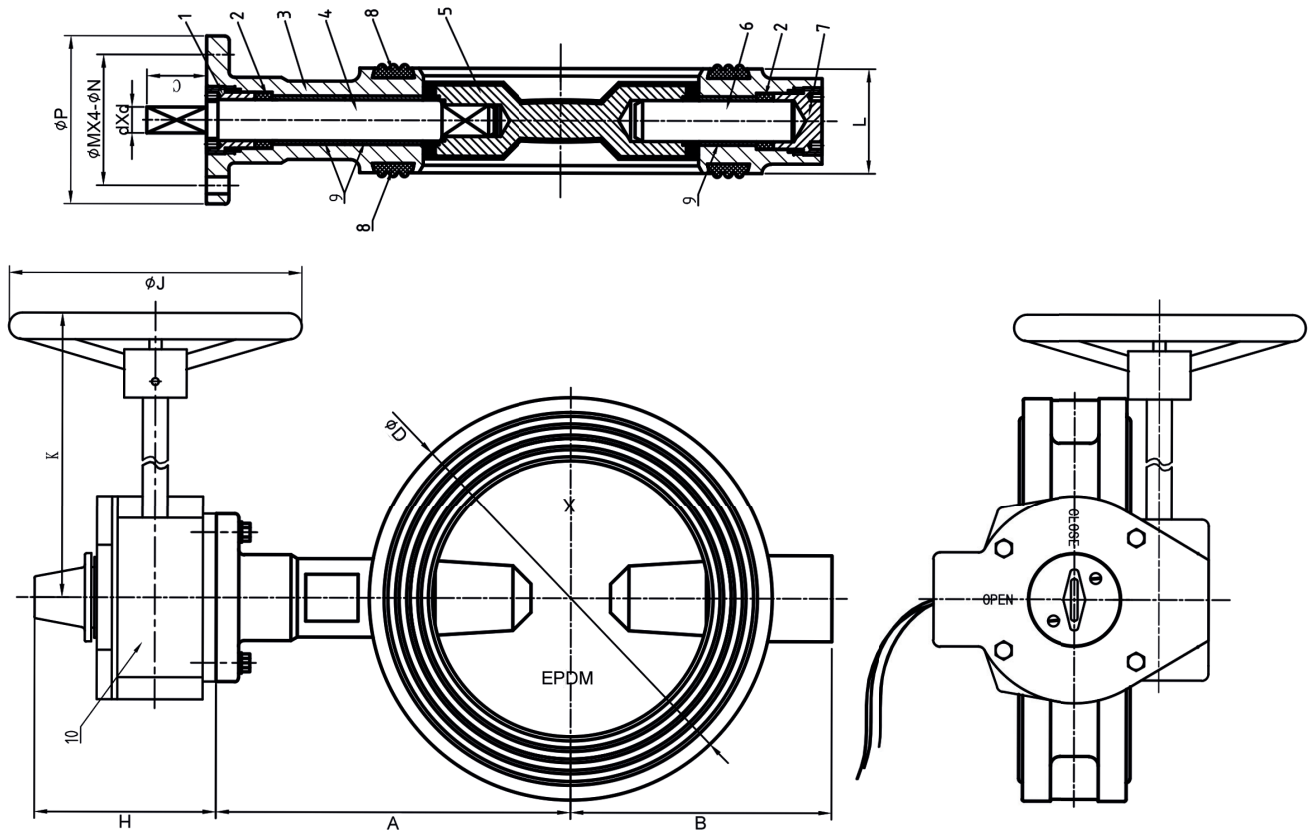
Max Working Pressure:	300PSI / 21.4 Bar
Design Standard:	API609
Face to Face Standard:	ASME B16.1
Top Flange Standard:	ISO 5211
Test Standard:	API 598
Temperature:	from -20 ° C to 110° C



Design and materials are subject to change without notice.

Wiring Diagram





Dimensions (mm)

DN	A	B	C	D	H	K	J	P	M	N	d	L	Weight	
65 (2.5")	125	95	32	112	111	153	218	152	90	70	9	10	44.2	8.7kg
80 (3")	140	100	32	120	111	153	218	152	90	70	9	11	45.3	8.8kg
100 (4")	160	100	32	161	111	153	218	152	90	70	9	14	52	10.8kg
165 (6")	190	140	32	216	111	153	218	200	90	70	9	16	55.8	14.6kg
200 (8")	230	175	32	260	126	210	232	300	125	102	12	19	60.5	26.7kg

Ordering Information

Description	Size (mm)	Part Number
Butterfly Valve FM/UL Wafer 300 PSI (Rasco)	65 (2.5")	7U99002232
Butterfly Valve FM/UL Wafer 300 PSI (Rasco)	80 (3")	7U99002233
Butterfly Valve FM/UL Wafer 300 PSI (Rasco)	100 (4")	7U99002234
Butterfly Valve FM/UL Wafer 300 PSI (Rasco)	150 (6")	7U99002235
Butterfly Valve FM/UL Wafer 300 PSI (Rasco)	200 (8")	7U99002236