



WIREWOUND CERAMIC RHEOSTATS

VITREOUS ENAMELLED




DANOTHERM
ELECTRIC A/S


Næsbyvej 20, DK 2610 Rødovre, Denmark
Phone +45 36 73 22 22, Fax +45 36 73 22 23
e-mail: danotherm@danotherm.dk
www.danotherm.dk

WIREWOUND CERAMIC RHEOSTATS - VITREOUS ENAMELLED


Random examples of special designs. Type 22/23 not included



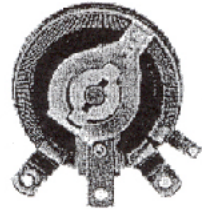
Windings with wires of varying diameters for rheostats required to carry higher current at one end of the winding than at the other




Off-position. All units can be supplied with an off-position at either end of winding. The terminal is then placed slightly past the end of the winding proper to permit the brush to run off the winding and rest on the vitreous enamel




Tappings can be fitted on any model and are provided in the form of lugs similar to the end terminals




Off-position with extra lug.




All Danotherm rheostats can be supplied with spindles extended at the rear for ganging



A locking device can be fitted



More rheostats possible on the same shaft.



Mounting boxes for table or wall are available for all rheostats

DANOTHERM Type	Nom. Rating	Resistance Range		Rotation Angle	Mechanical Measurements								Weight	Max. Torque	Test Voltage AC 50 Hz	Wiper Contact Material		
					± 10°		D	H	d	G	B	L					T	A
					DEG	mm	mm	mm	mm	mm ± 1	mm ± 1	mm					mm	g
W	Rmin	Rmax																
21/23	12	1R	10K	270/300	22	17	3/6	M8 x 0,75	6	15	3,2	16	16	50	1500	A B		
22/23	12	1R	10K	270/300	22	17,5	3/6	M6 x 0,75	6	15	3,2	16	16	50	1500	A B C		
22/35	20	1R	10K	270	35	25	6/1/4"	M10 x 1	9	33	5	26	60	100	2000	C D		
21/40	30	1R	15K	290	39	34	6/1/4"	M10 x 1	9	33	6,3	27	100	150	2000	A		
22/40	30	1R	15K	290	39	34	6/1/4"	M10 x 1	9	3	6,3	27	100	150	2000	C D		
22/50	50	1R	15K	290	51	37	6/1/4"	M10 x 1	9	33	6,3	32	115	150	2000	C D		
22/80	100	R5	25K	290	78	46	6/1/4"	M10 x 1	9	33	10	51	275	200	2500	C D		
22/120	200	R5	25K	290	115	50	6/1/4"	M10 x 1	9	33	10	72	665	250	2500	C D		
22/150-300	300	R5	10K	300	152	60	8	M10 x 1	9	33	13	89	1200	250	2500	C D		
22/150-500	500	1R	10K	300	152	100	8	M10 x 1	9	33	13	89	2000	250	2500	C D		

