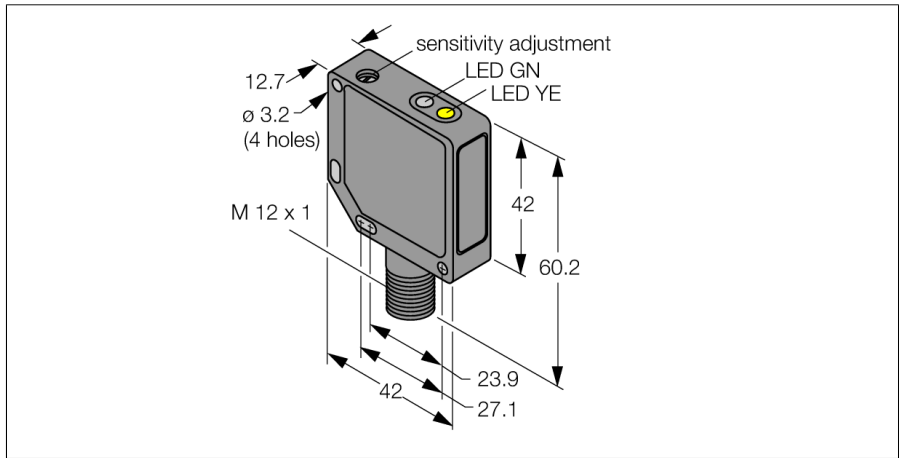
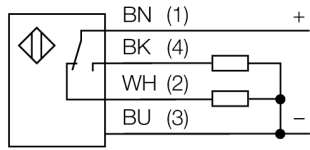


Photoelectric sensor
diffuse mode sensor with fixed-field background suppression
QM42VP6AFV150Q

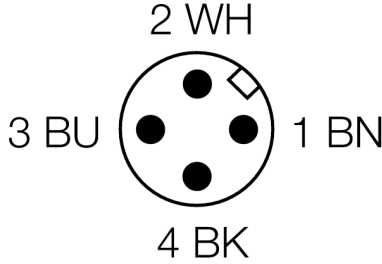


- Male M12 x 1, 4-pin
- Metal housing, ZN, black
- Protection class IP67
- Scanning width adjusted via potentiometer
- Operating voltage 10...30 VDC
- PNP switching output
- Light/dark operation

Wiring diagram



Type code	QM42VP6AFV150Q
Ident no.	3048697
Operating mode	diffuse mode sensor with adjustable background suppression
Light type	red
Wavelength	680 nm
Range	50...150 mm
Ambient temperature	-20...+55 °C
Operating voltage	10...30VDC
Residual ripple	< 10 % U _s
DC rated operational current	≤ 100 mA
No-load current I ₀	≤ 30 mA
Short-circuit protection	yes
Reverse polarity protection	yes
Output function	NO/NC , PNP
Switching frequency	≤ 500 Hz
Readiness delay	≤ 100 ms
Overcurrent release	> 150 mA
Design	rectangular, QM42
Dimensions	42 x 12.7 x 60.2 mm
Housing material	metal, ZN, black lacquer
Lens	plastic, acrylic
Connection	male, M12 x 1
Protection class	IP67
Power-on indication	LED green
Switching state	LED yellow
Error indication	LED green flashing
Alarm display	LED yellow flashing

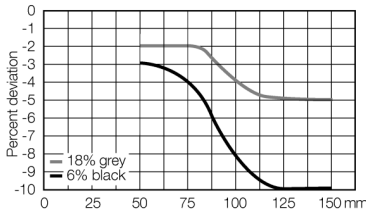


Functional principle

Diffuse mode sensors with background suppression operate with a single emitter and several receiver elements. The target position and the photoelectric structure of the sensor determine which of the receiving elements receives the most light. The sensor electronics determine whether the reflecting object is within or outside the measuring range. These sensors come with an adjustable cut-off point.

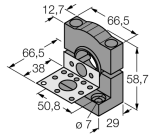
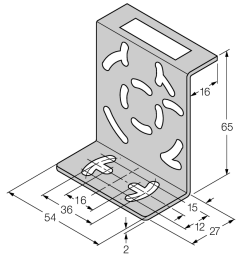
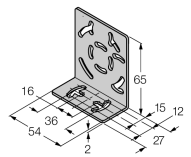
Deviation curve

Sensing range deviation curve

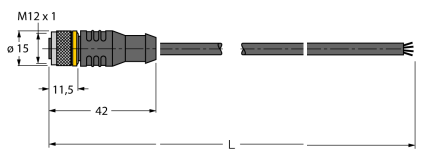


**Photoelectric sensor
diffuse mode sensor with fixed-field background suppression
QM42VP6AFV150Q**

Accessories

Type code	Ident no.	Description	Dimension drawing
SMB30SK	3052523	Mounting bracket, PBT black, with mounting plate, stainless steel, for types with 18 mm thread, QM42/QMT42	
SMB46S	3048748	Mounting bracket, stainless steel, for QS18, QS30, MINI-BEAM, QM42/QMT42	
SMB46L	3048747	Mounting bracket, stainless steel, for QS18, QS30, MINI-BEAM, QM42/QMT42	

Wiring accessories

Type code	Ident no.	Description	Dimension drawing
RKC4.4T-2/TEL	6625013	Connection cable, female M12, straight, 4-pin, cable length: 2 m, sheath material: PVC, black; cULus approval; other cable lengths and qualities available, see www.turck.com	
WKC4.4T-2/TEL	6625025	Connection cable, female M12, angled, 4-pin, cable length: 2 m, sheath material: PVC, black; cULus approval; other cable lengths and qualities available, see www.turck.com	